

Commitment Release Comparison Reports

In early April, you can begin to identify applicants who intend to enroll at your law school. An applicant's intent may be in the form of a verbal or written commitment or a monetary deposit to attend your school.

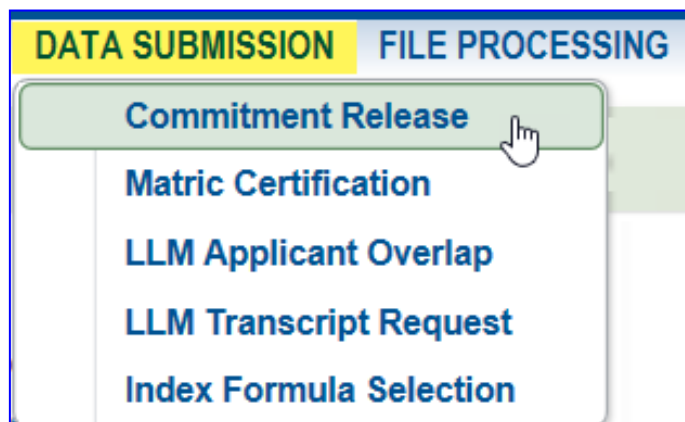
Starting April 15, you can run a report to see if your applicants are committed solely to your school or if they are committed to other schools as well. Beginning May 15, you can receive the names of the applicants who hold multiple commitments to schools.

There are several parts to the Commitment Overlap process.

Part One: Commitment Release—Participation

How do I release my commitments to LSAC?

1. From the Data Submission tab, select **Commitment Release**. You can also access this from the Homepage sitemap.



2. The Commitment Release page appears.

Commitment Release		
DAILY	SEARCH	REPORTS
RECORD MANAGE		
Commitment Release		
Previous Years Commitment Counts		
Class Year	April 25th	May 25th
2016	23	33
2017	26	46
Current Commitment Status		
Number of commitments eligible for release is: 6		
Number of released commitments at LSAC is: 0		
Next scheduled released to LSAC is: 04/03/2018 12:30 AM		

Please note the following:

- a. **Number of Commitments Eligible for Release** indicates the number of applicants who meet the conditions that are set up in the Commitment Reporting Conditions.
- b. **Number of Released Commitments** indicates whether or not the applicant data has been sent to LSAC. These are the applicants who will appear on the Commitment reports.
- c. **Next Scheduled Release to LSAC** indicates the next data exchange process between ACES² and LSAC.

3. Review the applicant names in the list.

- a. The **Pending Commitment** column shows the status of the Commitment Received/Deposit Paid checkbox in the applicant record in ACES².
- b. The **Current Commitment at LSAC** column shows the commitment data that has been sent to LSAC.

LSAC Account #	SSN	Name	Pending commitment	Current commitment at LSAC
		Azul, Anna	YES	NO
		Brown, Brittany	YES	NO
		Coriander, Colby	YES	NO
		Grape, Gilberto	YES	NO
		Purple, Priscilla	YES	NO
		Turquoise, Trudy	YES	NO

4. Read the participation disclosure at the bottom of the screen and select the **Participate** button. This authorizes the transfer of your commitment information to LSAC.

Important Notice: Once you click **Participate**, your commitments will be released periodically (based on your data exchange settings) throughout the entire commitment cycle. You only have to click **Participate** once per cycle. However, once you do, you're in for the entire commitment cycle. **There is no reversal.**

Part Two: Identifying Applicants Who Intend to Enroll

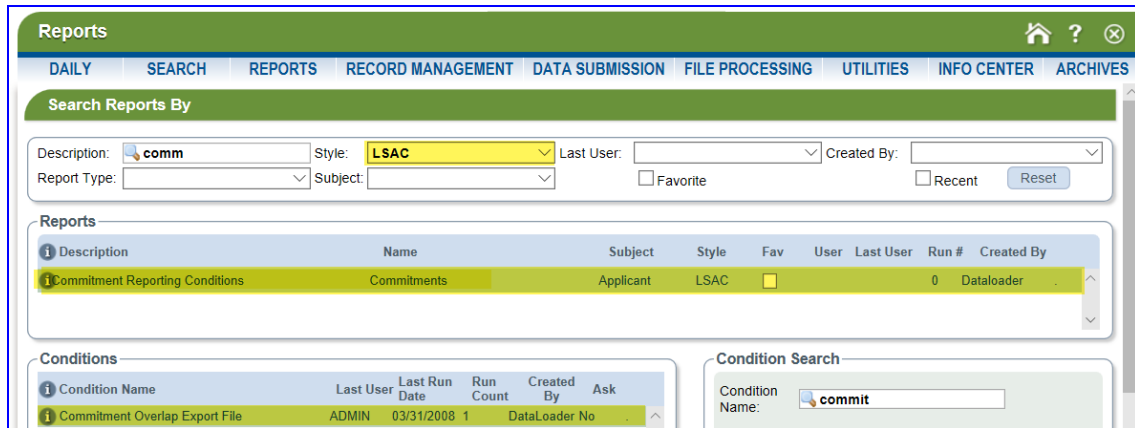
How do applicants appear in the Commitment list?

Applicants must meet the following criteria to appear on the Release Commitment list:

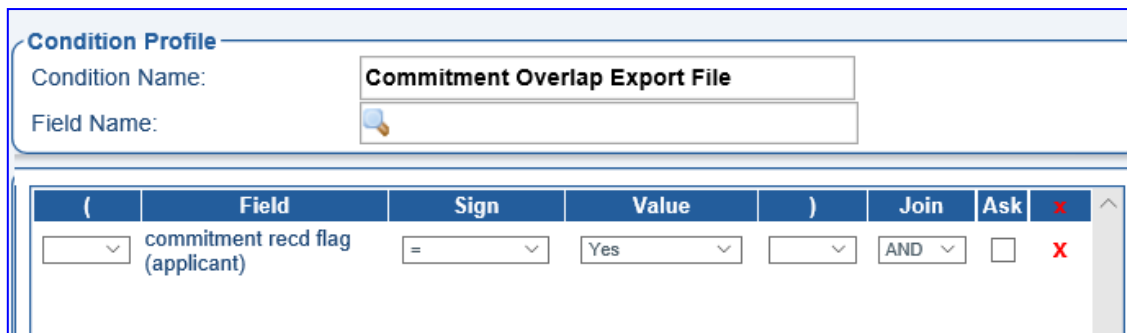
- Under the Status tab in the Status section, the **Commitment Received/Deposit Paid** checkbox is selected.

Status	
Current Status:	<input type="text" value="Deposit Paid"/>
Decision:	<input type="text" value="Admitted"/>
Export Decision:	<input type="text" value="Deposit Paid"/>
	<input checked="" type="checkbox"/> Commitment Received/Deposit Paid

- Conditions in the LSAC report **Commitment Reporting Conditions** are met.



- The Condition is set up to identify applicants with an active Commitment Received flag.



Note: It is important that you keep your commitment data accurate and up-to-date. This data is **not** reviewed by any Law School Admission Council staff member before it is used in the Commitment Overlap reports. Any errors or omissions in entry may be included in the Commitment Overlap reports, as these reports are updated automatically every night for the next day.

Part Three: Commitment Overlap Reporting

There are four Commitment reports. Each is accessible through the Reports module.

How do I run my Commitment Overlap Report?

1. From the **Reports** tab, select **All** from the drop-down menu.
2. In the Search Reports By area, select the subject **Commitment**.
3. Select the **Commitment Overlap Report**.

4. Select the associated condition **ALL**.
5. Verify the filtered conditions by selecting **Edit** in the Condition box at the bottom of the page.
6. The **ALL** condition lists the Process Year field. The Sign should be = and the Value should read **Ask at Runtime**.

Condition Profile

Condition Name:

Field Name:

Condition Fields

Available Fields	(Field	Sign	Value)	Join	Ask	X
process year >	(process year (programyearcode)	=)	AND	<input checked="" type="checkbox"/>	<input checked="" type="checkbox"/>
snapshot date >								

7. The Commitment Overlap Report displays the number of participating schools; the total number of applicants committed to your school, and of those, the number that is committed only to your school; and the number committed to your school and other schools. In addition, you will see a list of the schools and the total number of applicants who are committed to both your school and that school. Finally, the date the school last updated their commitment data is shown.

Commitment Overlap Report		
Term: Fall : 2019	5/2/2019	Page 1 of 2
Number of Participating Schools	151	
Total commitments to your school:	479	
Number only to your school and no other participating school:	424	
Number with 1 other participating school:	50	
Number with 2 other participating schools:	4	
Number with 3 or more other participating schools:	1	
<u>Commitments to your school and to these other schools:</u>	<u>Total</u>	<u>Last Update:</u>
School 1	11	27-April-2019
School 2	5	29-April-2019
School 3	5	29-April-2019
School 4	4	26-April-2019
School 5	4	21-April-2019
School 6	3	29-April-2019
School 7	3	29-April-2019

How do I run the Commitment Overlap Comparison Report and when is it available?

The Commitment Overlap Comparison Report (including data from the previous year's Commitment Overlap Process with matriculation data) is available on the 26th of each month beginning April 26, and will be updated after the monthly capture of commitment data. These subsequent reports will be available on May 26, June 26, and July 26, so be sure your commitment data is accurate by the end of the day on the 25th of these months.

1. In the Reports module, select the **Comparison of Commitment Overlaps** report.
2. Select the associated **Commitment Comparison** condition.
3. The output type is **Crystal Preview**.
4. The **Commitment Comparison** condition lists the fields **Process Year** and **Snapshot Date**. The join is an **AND**, and both values are **Ask at Runtime**.

Condition Profile							
Condition Name:		Commitment Comparison					
Field Name:							
Condition Fields							
Available Fields	(Field	Sign	Value)	Join	Ask
process year		process year (programyearcode)	=			AND	<input checked="" type="checkbox"/>
snapshot date		snapshot date (commitmentreportsnapshotcode)	=	0425 0525 0625 0725		AND	<input checked="" type="checkbox"/>

Click **Run Report**, and the Comparison of Commitment Overlap Report will populate.

- In addition to the data in the Commitment Overlap Report, this report includes the previous year’s information including matriculation data at your school and other schools.

Commitment Overlap Report				
Comparison of Commitment Overlaps for Participants of Both Years				
2018 -- 2019 versus 2017--2018				
Generated 4/26/2019 using data as of 04/25/2019			Page 1 of 2	
2019	*****2018*****			
	2019	2018	Number at your school	Matriculating at other participating schools
Number of Participating Schools For both :	125	125		
Total commitments to your school:	481	457	337	93
Number only to your school and no other participating school:	449	408	315	70
Number with 1 other participating school:	28	43	21	19
Number with 2 other participating schools:	3	5	1	3
Number with 3 or more other participating schools:	1	1	0	1
<u>Commitments to your school and to these other schools</u>				
School 1	5	10		
School 2	4	8		

What report shows the Applicant Information and when is it available?

The Commitment Overlap with Applicant Data report is available from May 15 through September 30. This report identifies applicants who have multiple commitments to law schools. The report lists the applicant’s name, LSAC account number, and the law school name.

How is the Applicant Record updated with commitment overlap information?

In the Applicant Record, located on the Status page, there is a section called Commitment Overlap. The number (n) located next to the Commitment Overlap section heading shows how many other law schools the applicant has made a

commitment to. Expand the section to view the law school name(s). This section is “Read Only.”

OVERVIEW	NOTES	Summary	Status	CAS	Communication	Evaluation
----------	-------	---------	--------	-----	---------------	------------

[Return To Search](#)

Commitment Overlap (3)

- Kumor University School of Law
- DiSangro College of Law
- RBG University - Faculty of Law

What report shows the schools participating in Commitment Overlap?

1. In the Reports module, select the **Commitment Overlap Participation** Report.
2. Select the associated **ALL** condition.
3. The output type is **Crystal Preview**.
 - a. If the school is not on the list, it did not participate in commitment overlap the previous year.
 - b. There is a date that shows when a participating school opted in the previous year.

Thursday, April 25, 2019 Page 1

Law School Commitment Participation Report for Year

<u>Law School</u>	<u>Code</u>	<u>Participated Prev Year</u>
Afine Law School	1234	12-April-2018
Awesome School of Law	4321	05-May-2018
Newtown School of Law	0662	15-June-2018
RGB College of Law	0315	01-June-2018